



Montana Center to Advance Health through Nursing

Annual Nursing Education & Practice Summit

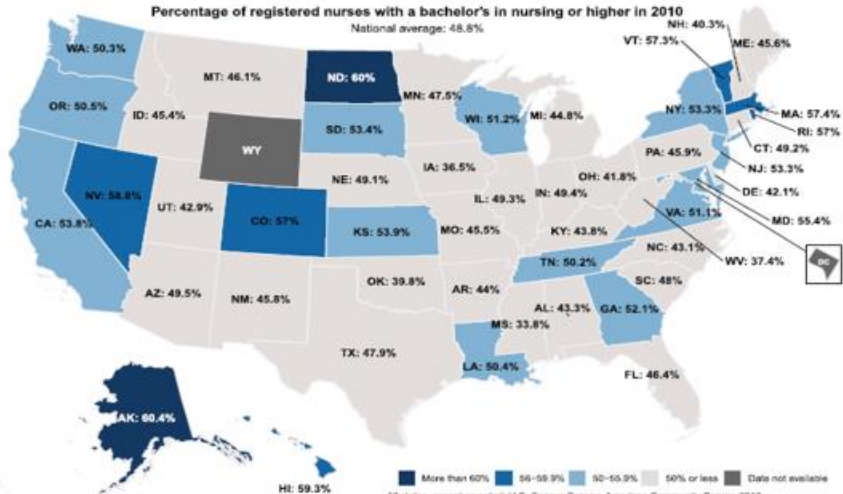
Carroll College
June 6-7, 2019

1

FUTURE OF NURSING™ Campaign for Action

Robert Wood Johnson Foundation
AARP Foundation

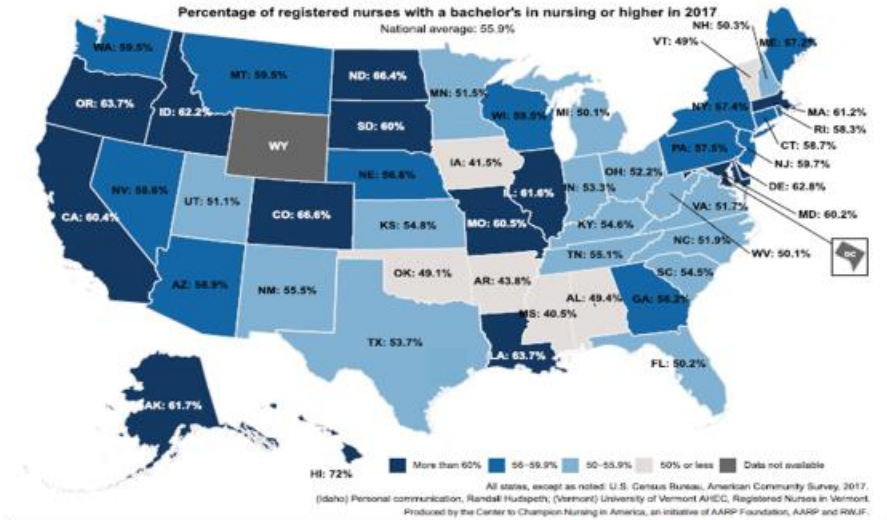
Percentage of registered nurses with a bachelor's in nursing or higher in 2010
National average: 48.8%



2

FUTURE OF NURSING™ Campaign for Action

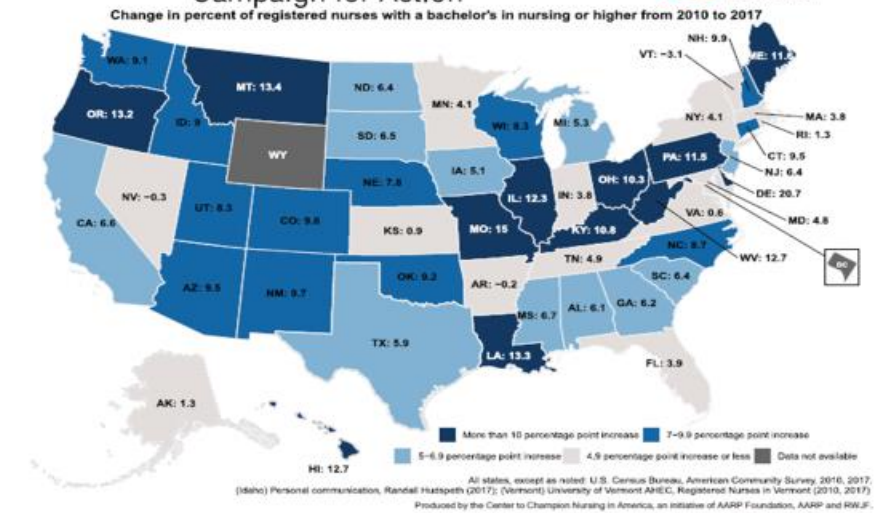
Robert Wood Johnson Foundation
AARP Foundation



3

FUTURE OF NURSING™ Campaign for Action

Robert Wood Johnson Foundation
AARP Foundation



4

How Closely Do Montana's RN Graduates Reflect the State's Diversity?

This chart compares the racial and ethnic composition of Montana's general population with that of its RN graduates of pre-licensure nursing education programs from 2011 to 2017.

	2011		2017	
	Nursing school graduates	General population	Nursing school graduates	General population
White	91.3%	87.5%	85.1%	89.1%
American Indian or Alaskan Native	4.7%	6.1%	5.9%	6.7%
Two or more races	1.3%	2.2%	1.4%	2.8%
Hispanic or Latino	1.1%	3.1%	3.4%	3.8%
Asian	0.5%	0.7%	1.0%	0.8%
Black or African American	0.3%	0.5%	0.2%	0.6%
Native Hawaiian or other Pacific Islander	0.0%	0.1%	0.2%	0.1%

Non-U.S. residents and unknown ethnicities excluded, so percentages may not total 100.

5



MTCAHN

<https://mtcahn.org>

6